

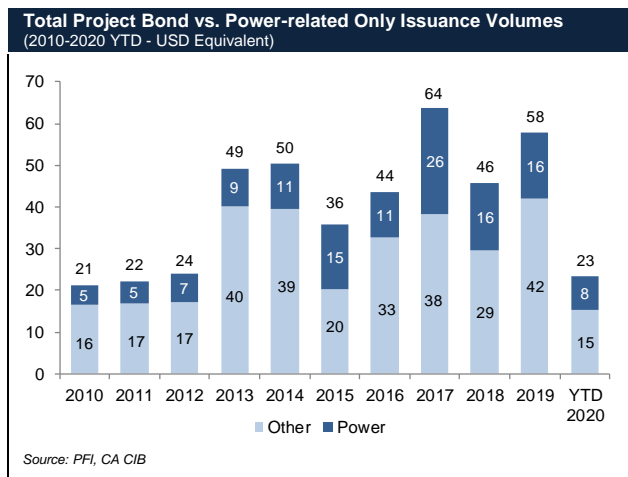


Project Bonds: Power Transmission Lines

Global Project Bond Market Overview

Debt capital markets are an established source of funding for infrastructure and power assets across geographies, and represent an attractive alternative to the bank market. Institutional investors, such as insurance companies, pension funds, asset managers, and specialized funds, have proven appetite for long-dated assets, yielding stable, uncorrelated returns – all common traits found in Project Bonds.

Institutional investors’ appetite has allowed Project Bonds to finance a variety of projects across industries – including power generation, electricity transmission, telecommunications, social infrastructure, transportation, and oil & gas.



Underground transmission lines are more common in highly-populated areas and operate in similar voltage ranges as overhead lines. They may be buried with no protection, or placed in conduit, trenches, or tunnels.

Submarine transmission cables are commonly below the surface of the ocean or saltwater straits, but can also be installed beneath lakes and rivers. Underwater cables are typically high-voltage - configurations can entail large cables of up to 600kv.

Transmission lines are well-understood by institutional investors and are deemed to be low-risk assets. They typically entail simple operating processes and predictable performance: their ability to generate revenues does not depend on the production of any form of output, their operation does not rely on any input subject to market risks, and they are typically heavily-regulated assets subject to limited competition. This predictability is frequently further enhanced by projects’ underlying contracts with built-in mitigation mechanisms for demand risk, asset use risk, and price risk – such as concession agreements or other long-term service contracts similar to operating leases, under fixed tariff regimes and cost-plus compensation mechanisms.

Transmission lines tend to be viewed as having strong strategic value as an essential component of countries’ power supply chain and their electricity sector infrastructure.

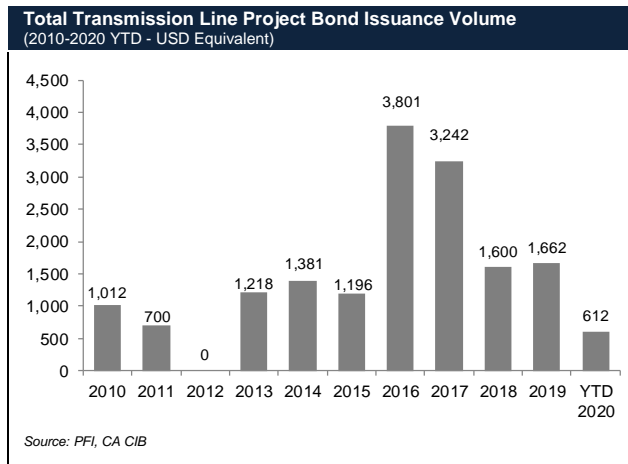
Historical issuance volumes for Transmission Line Project Bonds have grown from annual issuance volumes of approx. \$1.0BN in 2010 to \$1.7BN in 2019, with unprecedented growth in 2016 and 2017 at volumes north of \$3.3BN per annum. Between 2010 and 2018, Transmission Line Project Bonds accounted for approx. 13% of all Power-related Project Bond issuances by volume, and roughly 4% of the total Projects Bond market.

Transmission Line Project Bonds

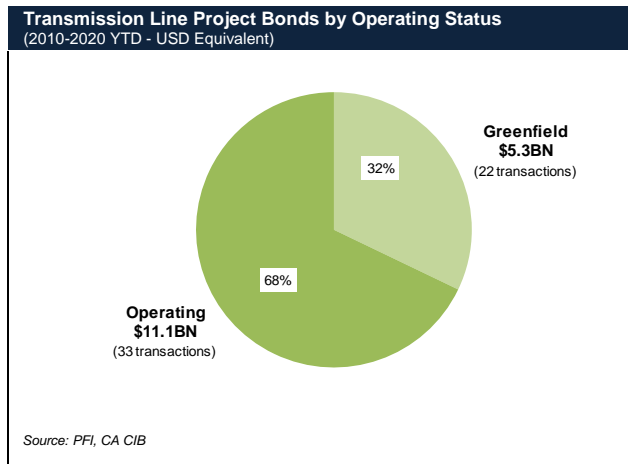
In this article, when discussing “Transmission Line Project Bonds”, we refer exclusively to non-recourse debt capital markets offerings, related to physical assets used to transport electricity over long distances, by either overhead, underground or submarine cables. Fiber optic lines, telecom-related transmission, and other energy transportation assets (e.g. pipelines) are not included in this discussion and are subject to different considerations.

Overhead transmission lines typically operate carrying 3-phase current, supported by towers, at voltages in the range of 69kv to 765kv – some common configurations include 500kv, 230kv, and 138kv.

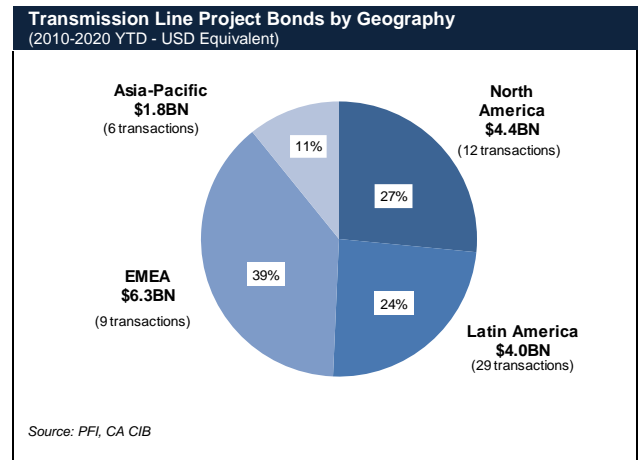
Smaller voltage lines – typically in the 34kv to 69kv range, are usually referred to as “sub-transmission” lines and are used to send power to regional distribution substations.



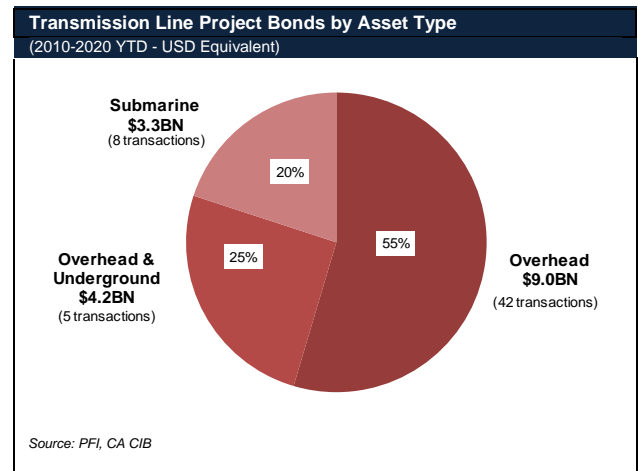
Approximately \$16.4BN Transmission Line Project Bonds have been issued since 2010 of which over 68% have been to refinance operating assets. The remaining 32% has been issued to finance projects during construction.



Most Transmission Line Project Bonds have been executed for projects in the Europe, Middle East and Africa region (“EMEA”) and in North America – accounting for 65% of total issuance volume since 2010. From the first issuance in 2013, Latin American Transmission Line Project Bonds have grown to represent 66% of the total market since 2018 in 19 transactions. Considering the period since 2010, the contribution of the Latin American region account for 24% of the total Transmission Line Project Bond market. Asia-Pacific shows the smallest share (9%) over the 2010 - YTD 2020 period.



Finally, we note that approximately 80% of issuance volume since 2010 has been related to land-based transmission lines - either overhead or underground, or bundled, and the remaining 20% has been issued for submarine cables.



Trends & Highlights

Below, we discuss the main trends in the Transmission Line Project Bond market, as illustrated by specific transactions.

Corporate vs. Project Financing

Project scale, technology complexity, and market conditions typically influence the financing strategy pursued by transmission line sponsors.

Small-scale, overhead transmission lines are frequently financed directly by utilities relying on their balance sheets or corporate debt issuances. Vertically-integrated utilities tend to directly own transmission lines and to finance them on an unsecured basis (i.e. not project-financed). This is especially true in cases where the utility owning the transmission lines has access to competitive sources of corporate debt - such as the case with well-capitalized private utilities and some government-owned utilities. Transmission-related assets at that scale, such as

substations and other associated infrastructure, are often bundled with transmission lines and frequently corporate-financed as a whole.

Project Bonds have been more frequently issued for larger-scale transmission lines “segregated” from vertically-integrated utilities. For example, in the UK, regulatory provisions requiring wind power generation companies to divest from transmission activities between 2013 and 2018 led to the issuance of approx. £1.3BN non-recourse bond offerings related to transmission lines connecting offshore power generation projects to the grid, through underground and submarine cables (known as “OFTO” assets).

Other instances where Project Bonds have been used include cases where projects are part of countries’ strategic goals to expand the transmission grid as a matter of public policy; and for transmission lines spanning different jurisdictions given that the complexities of overlapping/conflicting regulations require a negotiated, asset-specific framework for the project to be developed.

Case Study: Inter-state Transmission Line Trans Allegheny Interstate Line Co.	
Summary Terms & Conditions	
Description:	165-mile, 500kv overhead transmission line spanning three states in the US
Issuer:	Trans Allegheny Interstate Line Co.
Issuance Date:	January 2010
Legal Maturity:	2015
Sponsor(s):	FirstEnergy Transmission, LLC; ultimate parent FirstEnergy Corporation
Format:	144 A / Reg S
Issuance Amount:	\$450MM
Use of Proceeds:	Refinance the construction credit facilities
Status:	Greenfield
Ratings:	'Baa2'/'BBB'/'BBB-' by Moody's, S&P and Fitch
Min./Avg. DSCR:	NA – Bullet structure
Pricing:	4.00%

Why Relevant?

The project achieved an investment grade rating despite its partial exposure to construction risk. Tariff payments to the project are made through allocations by load to all customers of the PJM Interconnection.

Underlying Assets

Project Bonds have financed overhead transmission lines, underground transmission lines, and submarine cables – sometimes as single-asset financings, sometimes as portfolios including overhead lines bundled with underground cables (e.g. in Australia and Sweden). As OFTO issuances in the UK demonstrate, single-asset

submarine cables have also been well-received in the capital markets.

Case Study: Submarine Cables (OFTOs) West of Duddon Sands Transmission	
Summary Terms & Conditions	
Description:	Offshore transmission line connecting the 389MW West of Duddon Sands Wind Farm, in north-west England, to the onshore network
Issuer:	WoDS Transmission plc
Issuance Date:	August 2015
Legal Maturity:	2034
Sponsor(s):	3i Infrastructure plc and PPP Equity PIP LP
Issuance Amount:	£255MM
Use of Proceeds:	Finance the acquisition of the asset
Status:	Operating
Ratings:	'A3' by Moody's
Min./Avg. DSCR:	1.14x / 1.20x
Pricing:	3.446%

Why Relevant?

The transaction benefits from a partial credit guarantee from the European Investment Bank for a maximum of 15% of the bonds’ balance. The rating for the transaction achieved an uplift of one notch from the stand-alone credit quality of the bonds.

Greenfield Transmission Lines

Capital markets can be tapped to finance greenfield assets. Institutional investors and rating agencies typically deem transmission lines as being exposed to low construction risk making them good candidates for Project Bond financing during construction, especially when developed by experienced sponsors.

Transmission lines’ critical risk hurdle tends to be related to rights of way. Transmission lines can cover large distances, passing through privately-held land, communal land (sometimes protected under special legal figures in certain jurisdictions), government-owned land, or areas with environmental, social or political sensitivities attached. Failure to address local dynamics and friction points can have a significant negative impact in a transmission line’s construction schedule, from construction delays to construction cost overruns.

As evidenced by the case study below, Project Bonds have successfully financed greenfield transmission assets when rights of way acquisition risk is adequately mitigated. This has been achieved by issuing bonds once completion is substantially advanced with all critical rights of way secured - or earlier if a detailed acquisition plan is in place, with a clearly laid-out strategy for permitting and land-owner negotiations.

Case Study: Greenfield Transmission Line Hudson Transmission Project	
Summary Terms & Conditions	
Description:	Underground, underwater transmission line with construction risk, between New Jersey and Manhattan in the US.
Issuer:	Hudson Transmission Partners LLC
Issuance Date:	April 2011
Legal Maturity:	October 2033
Sponsor(s):	EIF & Starwood
Format:	4(a)(2) US Private Placement
Issuance Amount:	\$700MM
Use of Proceeds:	Finance the project's construction
Status:	Greenfield
Ratings:	Privately-rated, investment grade
Min./Avg. DSCR:	Private
Pricing:	Confidential

Why Relevant?

Rights of way risk, which tends to be the critical hurdle for transmission line completion, was mitigated by having the cables follow existing railroad rights of way. A group of institutional investors circled the transaction under a private placement format.

Even with substantially-secured rights of way, third-party credit enhancement has been required, in some cases, to mitigate construction risk, when the asset's construction risk is deemed to be relatively-high and/or completion is supported by weaker sponsors.

Common forms of credit enhancement include financial guarantees, and partial risk guarantees. Financial guarantees up until the credit crisis in 2008, included full credit wraps (i.e. unconditional and irrevocable coverage for timely interest and principal payment), but, after the virtual disappearance of the monoline industry, have been mostly structured as partial credit guarantees.

A partial credit guarantee covers interest and principal defaults, up to a pre-agreed amount – expressed either as a fixed sum or as a percentage of the bonds' balance. Such partial credit covers have a ratings-uplift effect throughout the entire tenor of a bond issuance – thus enhancing the visibility of investors on debt repayment certainty, even in scenarios with construction delays or cost overruns.

Partial risk guarantees, on the other hand, are specifically-structured to address targeted risks and can be time-bound or event-bound. For instance, construction risk can be addressed with a partial construction wrap letter of credit – a contingent facility that is drawn to cover construction cost overruns and debt service shortfalls due to construction delays, up to a pre-agreed fixed amount, maturing the date the project achieves completion.

Different Regulatory Regimes

Transmission Line Project Bonds have been issued off the back of different regulatory regimes, some providing more cash flows visibility than others.

Electric power transmission is usually a regulated activity with prices defined based on demand projections, and a built-in profit to compensate transmission system operators with a target ROE. In some jurisdictions, transmission lines are operated pursuant to long-term concession agreements awarded by central government agencies, or other quasi-sovereigns under availability payment structures. Operating lease structures with O&M risks transferred to the lessee – which sometimes is a government-related entity or quasi-sovereign, are also used in certain jurisdictions. These types of regulatory frameworks are well-suited for long-term, fully amortizing financings – typically co-terminus with the underlying contracts.

Operation stability can be, however, less visible in cases where the project benefits from a regulated tariff subject to rate re-set risk, or when demand is not anchored in a captive customer base (i.e. “merchant” projects).

Case Study: Addressing Regulatory Risk SteelRiver Transmission / Trans Bay Cable Project	
Summary Terms & Conditions	
Description:	53-mile land and submarine-based high-voltage transmission project between Pittsburg and San Francisco in California
Issuer:	SteelRiver Transmission Company LLC
Issuance Date:	November 2010
Legal Maturity:	June 2017
Sponsor(s):	SteelRiver Infrastructure Fund North America
Format:	144 A / Reg S
Issuance Amount:	\$562MM
Use of Proceeds:	Refinance construction bank facilities
Status:	Operating
Ratings:	'Baa2'/BBB-' by Moody's and Fitch at closing
Min./Avg. DSCR:	1.35x / 1.50x
Pricing:	4.71%

Why Relevant?

The project's concession is subject to rate re-set risk under the regulatory regime. This risk was addressed with partially-amortizing debt sized to achieve underlying base case DSCRs of 1.35x minimum and 1.50x average with a 24-year financing tail, giving the balloon ample room to refinance.

Assets in Emerging Markets

While the majority of Transmission Line Project Bonds have been issued from North America and Europe, transactions have been issued from emerging markets such as Peru, India, and Chile. Notably, issuances in emerging markets have been mostly related to overhead lines, and some have been in local currency – demonstrating that liquidity is available for transmission companies, both in international capital markets and in local capital markets.

Transmission lines financed with Project Bonds in emerging markets have oftentimes been anchored in country’s public policy plans to expand their electricity grid’s reach and to reduce transmission-related system losses – and thus are deemed to be highly-strategic assets. For example, approximately \$1.6BN investment grade Project Bonds have been issued from Brazil, Chile and Peru based on public concession frameworks under availability payments mechanisms.

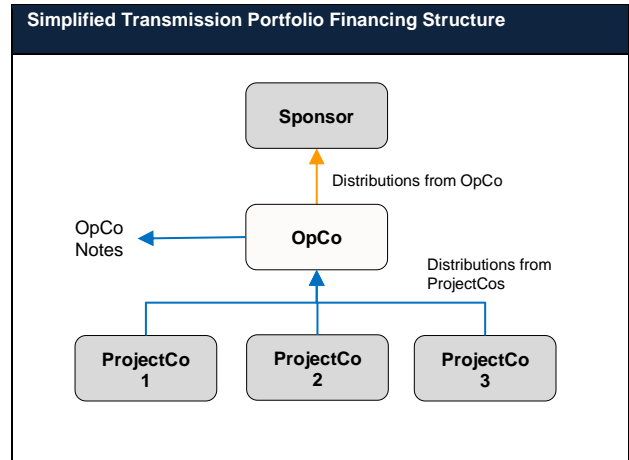
Case Study: Transmission Line Project Bond in Latin America ABY Transmisión Sur	
Summary Terms & Conditions	
Description:	Three sequential overhead transmission lines and related substations along 883km of southern and central Peru
Issuer:	ABY Transmisión Sur S.A. (fka. Abengoa Transmisión Sur S.A.)
Issuance Date:	April 2014
Legal Maturity:	2043
Sponsor(s):	Atlantica Yield
Format:	144 A / Reg S
Issuance Amount:	\$432MM
Use of Proceeds:	Refinance the construction credit facilities
Status:	Operating
Ratings:	'BBB-' by S&P and Fitch, at closing; recently-upgraded to 'BBB' due to better-than-expected performance
Min./Avg. DSCR:	1.28x / 1.35x
Pricing:	6.875%

Why Relevant?

The issuance was at the time the largest single-asset Transmission Line Project Bond in Latin America. At the time of its issuance, it had also been the longest transmission line offering in the region, with a 29-year tenor due to its underlying 30-year concession agreement.

Portfolio (Re)financings

Given transmission line’s mostly-standardized technology and low operating risk profile, portfolio (re)financings are also well-suited for sponsors with multiple assets. This allows issuers to take advantage of transaction economies of scale and to reach critical mass to tap a broader, more liquid investor base.



Pooling several transmission projects into a single Project Bond offering entails concentrating all of the projects’ cash flows into a single issuing SPV or “OpCo”, whose debt is fully-secured by all equipment, contracts and accounts related to the transmission lines. This approach can be applied to portfolios of assets in operation or to finance construction of assets with similar construction schedules.

Case Study: Transmission Portfolio Refinancing Celeo Redes Operación Chile	
Summary Terms & Conditions	
Description:	Portfolio of overhead transmission lines spanning 454km in the Central Interconnected Electrical System of Chile
Issuer:	Celeo Redes Operación Chile SA
Issuance Date:	May 2017
Legal Maturity:	2047
Sponsor(s):	Elecnor, APG Asset Management NV
Format:	Two <i>pari-passu</i> tranches: <ul style="list-style-type: none"> • 144 A / Reg S International Bond • Locally-placed bond
Issuance Amount:	Aggregate US\$MM593MM: <ul style="list-style-type: none"> • \$379MM International Bond • UF5.41MM (≈\$214MM) Local Bond
Use of Proceeds:	Refinance construction credit facilities
Status:	Operating
Ratings:	'Baa2'/'BBB'/'BBB-' by Moody's, S&P and Fitch
Min./Avg. DSCR:	1.30x / 1.50x
Pricing:	5.20% (International Bond) / 3.35% (Local Bond)

Why Relevant?

The Celeo Redes offering was the first portfolio Project Bond refinancing of transmission line assets in Latin America. It was also the first issuance to take advantage of available liquidity in both the international and local Capital Markets, with a dual-tranche, dual-currency structure.

Rating Agencies

Rating Agencies' approach to transmission lines has historically been based on the application of their generic Project Finance methodologies, complemented in some cases with their (i) Power criteria for additional sector-specific considerations, (ii) Availability Payments Projects criteria or P3 criteria, and (iii) general criteria applicable to Regulated Utilities or Networks. As of today, however, rating agencies have not published transmission line-specific rating methodologies.

Operations Risk Assessment

For operating transmission lines, general guidelines provided by rating agencies emphasize underlying contracts' (e.g. concession agreements, operating leases) ability to yield predictable revenue streams and to isolate operations from demand or price risk, the adequacy of O&M service arrangements; the expertise of O&M contractors, and the effectiveness of a transaction's structural features to offset liquidity downside due to service discontinuity or asset unavailability.

Rating agencies views on the project's operations risk profile typically rely on the opinion provided by the independent engineer, regarding the suitability of the engineering and design configuration of the asset, and its expected technical performance throughout its economic life - which is estimated in some cases to exceed 40 years.

Operations risk in transmission lines is typically deemed to be appropriately mitigated (i) when sponsors and O&M contractors are highly-experienced in local transmission line management – as with any other asset class; and (ii) with financial structure provisions such as a 6-month debt service reserve account (“DSRA”) and a 6-month O&M reserve account (“OMRA”). Major maintenance reserves are not as commonly required for transmission lines as they are for some other power-related asset classes with lumpy and irregular maintenance expense requirements.

Overhead transmission lines typically have relatively-low maintenance requirements that can be mostly conducted by a team experienced in electromechanical engineering. Underground and submarine transmission cables have higher maintenance requirements.

Regardless of their scale, the long operating history from commercially-proven equipment used in transmission lines results in high visibility of lifecycle operations expenses and maintenance needs.

The above points of typical scrutiny are commensurate with the low-risk profile and high degree of performance predictability that operating transmission lines have historically demonstrated. These considerations allow transactions displaying a base case DSCR in the 1.20-

1.40x range to achieve an investment grade rating, and as low as 1.10x for land-based transmission lines of limited scale with no substations - among the lowest for any infrastructure or energy asset class. Minimum DSCRs of 1.10x are also deemed to be appropriate for projects considered to be essential infrastructure assets, with robust contractual or regulatory frameworks given them the entrenched right to recover operating costs and debt service on a timely basis, without deductions, risk of under-recovery or any material delays.

Construction Risk Assessment

For greenfield transmission lines, rating agencies generally continue to view the 1.20-1.40x base case DSCR range to be adequate for an investment grade rating, provided certain completion risk mitigating factors are in place. As earlier suggested, rights of way tend to be transmission line's most common and critical hurdle to achieve completion and, thus, are the single-most crucial item emphasized by rating agencies in their analysis of greenfield transmission lines. For this reason, projects seeking to obtain investment grade ratings generally require to either have all rights of way fully-secured or to have, at least, the rights of way considered "critical" fully-secured, with the remaining in process of execution per a detailed rights of way acquisition plan, vetted and positively-opined on by an independent engineer.

When rights of way are not fully-secured, rating agencies will rely on the independent engineer's views on the rights of way acquisition plan's reasonableness, strategy rationale, and cost structure to assess the likelihood that delays may occur. The independent engineer will typically provide an opinion of base case likelihood that the rights of way will be successfully executed in time and in budget, and an estimate of probable cost overruns and completion delays under worst case scenario assumptions - based on their experience with comparable projects in similar circumstances (terrain, social context, political climate, etc). For this reason, special emphasis is typically placed by both the independent engineer and rating agencies on the EPC contractor's and the sponsor's experience in the country or region, their local knowledge and quality of dialogue with key local decision makers, and their investment in developing the optimal conditions to facilitate rights of way negotiations.

In addition to the special emphasis on rights of way, issuers for greenfield transmission lines can expect rating agencies to scrutinize the strength of the provisions and structure of EPC agreements. Lump-sum, fixed price, turn-key contracts with well-defined liquidated damages for delays and incentives to complete the project in time and inside the allocated budget are generally viewed positively. Rating agencies will also substantially rely on the independent engineer's opinion on the project's engineering and design specifications in correspondence with the electricity

transportation requirements and the terrain characteristics, as well as on the choices of equipment and related civil works needed for construction and maintenance. These items are rarely a limitation to a transaction obtaining an investment grade rating, as transmission technology is well-established, commercially proven, and relatively straightforward.

Finally, rating agencies typically expect that transactions for greenfield transmission lines include sufficient built-in liquidity to absorb potential construction delays or overruns. These liquidity provisions are expected to be in-place in addition to standard structural features typically required for operating assets, such as a 6-month DSRA or a 6-month OMRA when recommended by the independent engineer.

Acceptable forms of addressing construction cost overruns and completion delay risk include contingent equity commitments from an investment grade provider, and third party credit enhancement mechanisms, such as construction wrap LCs. We note that construction wrap LCs do not need to cover 100% of the bond issuance to

adequately mitigate completion risk. Partial coverages in the 25-30% range have historically been deemed to be adequate. However, the effectiveness of a construction wrap LC and the protection it provides can vary from project to project, and are analyzed by rating agencies on a case-by-case basis

The table in the next page summarizes some of the key rating drivers for Transmission Line Project Bonds under fully-amortizing debt structures.

Conclusion

Capital Markets have welcomed Transmission Line Project Bonds for different asset types, regulatory frameworks, and geographies, including to finance construction. Institutional Investors' appetite remains strong in North America and Europe, and recent successful transactions in Latin America and Asia suggest similar appetite for projects in these regions.

Rating Criteria for Investment-Grade Transmission Line Offerings					
	Fitch	Standard & Poor's	Moody's	DBRS	Kroll
Applicable Methodologies and Select Research	<ul style="list-style-type: none"> “Availability-Based Projects Rating Criteria” (May 2020) “Rating Criteria for Infrastructure and Project Finance” (Mar 2020) “Public-Sector Counterparty Obligations in PPP Transactions Rating Criteria” (Jul 2020) 	<ul style="list-style-type: none"> “Project Finance Framework Methodology” (Sep 2014) “Key Rating Factors for Power Project Financings” (Sep 2014) “Project Finance Operations Methodology” (Sep 2014) “Project Finance Construction Methodology” (Apr 2020) 	<ul style="list-style-type: none"> “Generic Project Finance Methodology” (Nov 2019) “Operational Privately Financed Public Infrastructure (PF/PPP/P3) Projects” (Oct 2018) “Regulated Electric and Gas Utilities” (Jun 2017) 	<ul style="list-style-type: none"> “Rating Project Finance” (Sep 2020) “Rating Companies in the Regulated Electric, Natural Gas and Water Utilities Industry” (Jul 2017) 	<ul style="list-style-type: none"> “Global Project Finance Rating Methodology” (Nov 2017)
DSCR Indication for Investment Grade Rating	<ul style="list-style-type: none"> Min DSCR in the 1.10-1.25x range under (adjusted) base case cash flows for “stronger” projects Min DSCR in the 1.15-1.30x range under (adjusted) base case cash flows for “midrange” projects Min DSCR in the 1.20-1.40x range under (adjusted) base case cash flows for “weaker” projects 	<ul style="list-style-type: none"> Min DSCR in the 1.10-1.20x range under base case cash flows for simple land-based transmission lines of limited scale with no substations Min DSCR in the 1.20-1.40x range under base case cash flows for large-scale transmission lines with substations, and subsea cables 	<ul style="list-style-type: none"> Min DSCR in the 1.15-1.20x range under base case cash flows for projects considered to be essential infrastructure assets with mitigated revenue risk and operations risk Min DSCR in the 1.20-1.40x range under base case cash flows for projects exposed to performance risk 	<ul style="list-style-type: none"> Min DSCR in the 1.15-1.20x for contracted availability-based projects for projects with highly-visible and stable cash flow profiles (e.g. availability payments) Min DSCR in the 1.30-1.60x range under base case cash flows for projects with less-certain and relatively-unstable cash flow profiles 	<ul style="list-style-type: none"> Min DSCR in the 1.30-2.00x range under base case cash flows for projects with “average” cash flow stability/predictability Min DSCR in the 1.20-1.75x range under base case cash flows for projects with “strong” cash flow stability/predictability
Base Case Assumptions and Adjustments	<ul style="list-style-type: none"> Sponsor macro assumptions (e.g. inflation, for inflation-adjusted tariff regimes) maintained/adjusted as deemed appropriate Analysis based on “Rating Case” (i.e. adjusted base case) Sponsor O&M costs projections; 0-10% overruns (informed by third-party assessment) Breakeven scenarios test for revenue downside, unavailability resilience, and cost overruns 	<ul style="list-style-type: none"> Sponsor macro assumptions (e.g. inflation, for inflation-adjusted tariff regimes) maintained/adjusted as deemed appropriate Sponsor revenue projections; 0-10% haircuts Sponsor O&M costs projections; 0-15% overruns (informed by third-party assessment) Sponsor availability assumptions; 0-5% reductions 	<ul style="list-style-type: none"> Sponsor macro assumptions (e.g. inflation, for inflation-adjusted tariff regimes) maintained/adjusted as deemed appropriate Breakeven scenarios test for revenue downside, unavailability resilience, and cost overruns 	<ul style="list-style-type: none"> Sponsor macro assumptions (e.g. inflation, for inflation-adjusted tariff regimes) maintained/adjusted as deemed appropriate Breakeven scenarios test for macro variables sensitivity (e.g. high inflation throughout the life of the project), revenue haircuts, unavailability, and O&M cost overruns 	<ul style="list-style-type: none"> Sponsor macro assumptions (e.g. inflation, for inflation-adjusted tariff regimes) maintained/adjusted as deemed appropriate Adjustments may be applied on a case by case basis
Typical Structural Provisions	<ul style="list-style-type: none"> 6-month Debt Service Reserve Account 3-month Operation & Maintenance Account Distribution Test 	<ul style="list-style-type: none"> 6-month Debt Service Reserve Account Operation & Maintenance Account time period depend on expenditure amount and cash flow available Distribution Test 	<ul style="list-style-type: none"> 6-month Debt Service Reserve Account 6-month Operation & Maintenance Account Distribution Test 	<ul style="list-style-type: none"> 6 to 12-month Debt Service Reserve Account 3 to 6-month Operation & Maintenance Account Distribution Test 	<ul style="list-style-type: none"> 6 to 12-month Debt Service Reserve Account 6 to 12-month Operation & Maintenance Account Distribution Test

Source: Rating Agencies, CA CIB

Project Bond Focus – September 2020

Power Transmission Lines

Transmission Line Project Bond - Global Issuances To-Date

Issuer	Status	Asset Type	Project Type	Country	Geography	Currency	Size (MM)	Tenor (Years)	WAL (Years)	Coupon	Credit Ratings (Moody's / S&P / Fitch)	Closing Date
TME Transmission Lines Lot E	Greenfield	Overhead	Single-Asset	Brazil	Latin America	BRL	200	2.0	--	CDI + 330bps	--	May-20
Transmissora de Energia Linha Verde II SA	Greenfield	Overhead	Single-Asset	Brazil	Latin America	BRL	210	24.0	--	IPCA + 533bps	AA+(bra)	Mar-20
Janauba Transmissora de Energia Eléctrica	Greenfield	Overhead	Portfolio	Brazil	Latin America	BRL	575	25.0	--	4.830%	--	Feb-20
CRC Transmision SpA	Greenfield	Overhead	Portfolio	Chile	Latin America	USD	365	30.0	--	--	IG	Jan-20
Cross-Sound Cable	Greenfield	Overhead	Single-Asset	United States	North America	USD	33	12.3	6.4	3.450%	BBB (Kroll)	Jan-20
Celeo Redes	Greenfield	Overhead	Portfolio	Chile	Latin America	USD	365	30.0	--	5.150%	IG	Dec-19
Adani Transmission	Operating	Overhead	Portfolio	India	Asia-Pacific	USD	500	16.5	10.1	4.250%	Baa3 / -- / BBB-	Nov-19
Arcoverde Transmission Line	Operating	Overhead	Single-Asset	India	Asia-Pacific	INR	52	23.0	--	--	-- / -- / AAA	Oct-19
Pioneer Transmission LLC	Operating	Overhead	Single-Asset	United States	North America	USD	102	30.0	23.1	3.360%	--	Sep-19
EDP Transmissão SP-MG	Greenfield	Overhead	Portfolio	Brazil	Latin America	BRL	800	20	--	IPCA + 4.45%	AA+(bra)	Aug-19
Tropicalia Transmissora de Energia S.A.	Greenfield	Overhead	Single-Asset	Brazil	Latin America	BRL	407	25	--	IPCA + 5.09%	Ba1 / -- / --	Jul-19
Equatorial Energia's Brazillian Transmission Line Portfolio	Greenfield	Overhead	Portfolio	Brazil	Latin America	BRL	385	20	--	--	--	May-19
Sao Paulo and Parana Transmission Lines	Greenfield	Overhead	Portfolio	Brazil	Latin America	BRL	210	12	--	--	--	Apr-19
Tropicalia Transmission Line	Greenfield	Overhead	Single-Asset	Brazil	Latin America	BRL	89	15	--	--	--	Feb-19
Equatorial Transmissora 3	Operating	Overhead	Single-Asset	Brazil	Latin America	BRL	45	15	--	IPCA+4.65%	--	Feb-19
Equatorial Transmissora 2	Operating	Overhead	Single-Asset	Brazil	Latin America	BRL	45	14	--	IPCA+4.85%	--	Feb-19
Equatorial Transmissora 1	Operating	Overhead	Single-Asset	Brazil	Latin America	BRL	45	14	--	IPCA+4.85%	--	Feb-19
Vila do Conde Transmissora de Energia (VCTE) and LT Triângulo (LTT) transmission projects	Operating	Overhead	Portfolio	Brazil	Latin America	BRL	565	--	--	CDI + 750bps	--	Jan-19
Michigan Electric Transmission Co LLC	Operating	Overhead	Portfolio	United States	North America	USD	50	30.0	--	4.550%	A1 / A / --	Nov-18
Michigan Electric Transmission Co LLC	Operating	Overhead	Portfolio	United States	North America	USD	50	30.0	--	4.650%	A1 / A / --	Nov-18
Dudgeon Offshore Transmission Owner Project	Greenfield	Submarine	Single-Asset	United Kingdom	EMEA	GBP	273	20.0	12.5	3.158%	Baa1 / -- / --	Nov-18
Paranatinga - Canarana Transmission Line	Greenfield	Overhead	Single-Asset	Brazil	Latin America	BRL	60	--	--	--	--	Oct-18
Santa Catarina Transmission Line	Greenfield	Overhead	Single-Asset	Brazil	Latin America	BRL	1,200	10.0	--	IPCA + 6,720%	brAA (Fitch)	Oct-18
Transmissora Paraiso de Energia SA	Brownfield	Overhead	Single-Asset	Brazil	Latin America	BRL	1,070	10.0	--	IPCA + 653bps	brAAA (Fitch)	Sep-18
Cajamarca Transmission Line	Operating	Overhead	Single-Asset	Peru	Latin America	USD	100	29.0	19.0	5.620%	-- / BBB- / --	Sep-18
ITC Holding Opco	Operating	Overhead	Portfolio	United States	North America	USD	225	35.0	--	4.000%	A1 / A / --	Mar-18
Eletrans SA	Greenfield	Overhead	Single-Asset	Chile	Latin America	USD	180	20.0	12.0	4.060%	-- / A- / --	Jan-18
Alberta Powerline Partnership	Greenfield	Overhead	Portfolio	Canada	North America	CAD	1,362	14.7 to 36.4	Bullet	3.34% to 4.065%	A2 / -- / --	Sep-17
Hudson Transmission Partners	Operating	Submarine	Single-Asset	United States	North America	USD	70	16.3	--	--	Private	Jun-17

Project Bond Focus – September 2020

Power Transmission Lines

Transmission Line Project Bond - Global Issuances To-Date (Continued)

Issuer	Status	Asset Type	Project Type	Country	Geography	Currency	Size (MM)	Tenor (Years)	WAL (Years)	Coupon	Credit Ratings (Moody's / S&P / Fitch)	Closing Date
Celeo Redes*	Operating	Overhead	Portfolio	Chile	Latin America	CLP	5	30.0	12.6	3.350%	Baa2 / BBB / BBB-	May-17
Celeo Redes*	Operating	Overhead	Portfolio	Chile	Latin America	USD	379	30.0	21.0	5.200%	Baa2 / BBB / BBB	May-17
Extremoz Transmissora do Nordeste	Operating	Overhead	Single-Asset	Brazil	Latin America	BRL	170	12.0	--	--	AA+ (Fitch local)	Apr-17
Kudgi Transmission*	Operating	Overhead	Single-Asset	India	Asia-Pacific	INR	15,000	23.0	--	8.25% to 9.50%	AAA (Crisil and ICRA)	Apr-17
Ellevio Sveirge AB*	Operating	Overhead & Underground	Portfolio	Sweden	EMEA	SKR	10,000	3.0 to 15.0	--	Fixed and Floating Tranches	--	Mar-17
Paranaiba Transmissora	Greenfield	Overhead	Single-Asset	Brazil	Latin America	BRL	120	11.0	4.7	6.905%	AA+ (Fitch local)	Mar-17
Cross Texas Transmission LLC	Operating	Overhead	Single-Asset	United States	North America	USD	100	--	--	--	--	Dec-16
Westermost OFTO	Operating	Submarine	Single-Asset	United Kingdom	EMEA	GBP	170	--	--	--	--	Dec-16
Ellevio Sveirge AB	Operating	Overhead & Underground	Portfolio	Sweden	EMEA	SKR	3,300	10.0 to 15.0	--	2.52% to 3.19%	--	Dec-16
Ellevio Sveirge AB	Operating	Overhead & Underground	Portfolio	Sweden	EMEA	USD	941	10.0 to 15.0	--	3.19% to 3.44%	--	Dec-16
Ellevio Sveirge AB	Operating	Overhead & Underground	Portfolio	Sweden	EMEA	EUR	50	10.0	--	1.200%	--	Dec-16
Transmissora Sul Litornea	Greenfield	Overhead	Single-Asset	Brazil	Latin America	BRL	150	14.0	7.0	7.565%	AA+ (Fitch local)	Dec-16
TEN Transmission	Operating	Overhead	Single-Asset	Chile	Latin America	USD	50	--	--	--	--	Dec-16
Matrincha Transmissora	Operating	Overhead	Single-Asset	Brazil	Latin America	BRL	180	13.0	5.5	7.583%	AA+ (Fitch local)	Sep-16
NSW Electricity Networks (TransGrid)	Operating	Overhead & Underground	Portfolio	Australia	Asia-Pacific	USD	756	10.0 to 15.0	Bullet	3.08% to 3.33%	NAIC-2 (Baa2)	Jul-16
WoDS Transmission	Operating	Submarine	Single-Asset	United Kingdom	EMEA	GBP	255	19.0	10.8	3.446%	A3 / -- / --	Aug-15
ElectraNet	Operating	Overhead & Underground	Portfolio	Australia	Asia-Pacific	USD	275	7.0 to 12.0	Bullet	T + 115bps to 130bps	NAIC-2 (Baa1 / BBB+)	May-15
Gwyn y Mor OFTO	Operating	Submarine	Single-Asset	United Kingdom	EMEA	GBP	339	19.0	--	2.778%	A3 / -- / --	Feb-15
Linhas Taubate Transmissora	Greenfield	Overhead	Single-Asset	Brazil	Latin America	BRL	45	16.0	--	7.877%	--	Dec-14
Wind Transmission Texas	Operating	Overhead	Single-Asset	United States	North America	USD	645	20.0 & 10.0	16.0 & 9.0	3.670% & 4.310%	NAIC-1 & NAIC-2	Dec-14
Transmissora Sul Brasileira	Operating	Overhead	Single-Asset	Brazil	Latin America	BRL	78	14.0	--	6.800%	--	Sep-14
Cross Texas Transmission LLC	Operating	Overhead	Single-Asset	United States	North America	USD	265	5.0 to 30.0	Bullet	2.460% to 4.210%	NAIC-1	Jul-14
Abengoa Transmision Sur	Operating	Overhead	Single-Asset	Peru	Latin America	USD	432	29.0	21.0	6.875%	-- / BBB- / BBB-	Apr-14
Elenia Finance Oyj	Operating	Overhead & Underground	Portfolio	Finland	EMEA	EUR	500	7.0	Bullet	2.875%	-- / BBB / --	Dec-13
Gabbard OFTO	Operating	Submarine	Single-Asset	United Kingdom	EMEA	GBP	305	19.0	12.0	4.137%	A3 / -- / --	Dec-13
Carhuamayo-Cajamarca Transmission	Operating	Overhead	Single-Asset	Peru	Latin America	USD	110	26.0	NA	NA	NA	Oct-13
Hudson Transmission Partners	Greenfield	Submarine	Single-Asset	United States	North America	USD	700	22.5	11.0	UST + 210 bps	-- / -- / BBB-	Apr-11
SteelRiver Transmission	Greenfield	Submarine	Single-Asset	United States	North America	USD	562	6.5	--	4.710%	Baa2 / BBB- / --	Nov-10
Trans-Allegheny Interstate	Greenfield	Overhead	Single-Asset	United States	North America	USD	450	5.0	--	4.000%	Baa2 / BBB- / BBB	Jan-10

*Includes Related Substations & Transformers

PROJECT BOND TEAM CONTACTS

New York

Crédit Agricole Securities
1301 Avenue of the Americas
New York, NY 10019



Michael Guarda
Managing Director, New York
Head of Financing and Funding Solutions Americas
michael.guarda@ca-cib.com
Phone: +1 212 261 7681
Mobile: +1 347 899 5427



Leo Burrell
Managing Director, New York
Head Infrastructure Capital Markets Americas
leo.burrell@ca-cib.com
Phone: +1 212 261 7143
Mobile: +1 646 441 1495



Emeka Ngwube
Managing Director, New York
Head Project Bonds Americas
emeka.ngwube@ca-cib.com
Phone: +1 212 261 7889
Mobile: +1 646 639 9514



Thibault Webanck
Director, New York
Project Bonds Americas
thibault.webanck@ca-cib.com
Phone: +1 212 261 7885
Mobile: +1 646 942 1014



Diane-Charlotte Simon
Associate, New York
Project Bonds Americas
diane-charlotte.simon@ca-cib.com
Phone: +1 212 261 7472
Mobile: +1 347 514 4792

Paris

Crédit Agricole CIB
12 place des Etats-Unis
92547 Montrouge Cedex



Alexandre Vigier
Managing Director, Paris
Global Head Financial & Operating
Asset Securitization
alexandre.vigier@ca-cib.com
Phone: +33 1 41 89 6759
Mobile: +33 6 75 21 7813



Patrick-Henri GEST
Executive Director, Paris
Head Infrastructure Capital Markets EMEA
patrick-henri.gest@ca-cib.com
Phone: +33 1 41 89 2698
Mobile: +33 6 28 41 3413

DISCLAIMER



Crédit Agricole Corporate and Investment Bank (Global Investment Banking)

12 place des Etats-Unis
92547 Montrouge Cedex
Tel. +33 1 4189 8500



Crédit Agricole CIB (or Credit Agricole Securities (USA) Inc.)

1301 Avenue of the Americas
New York, NY 10019
Tel. (212) 261-7000
www.ca-cib.com

© 2020, CRÉDIT AGRICOLE CORPORATE AND INVESTMENT BANK, all rights reserved.

This report was prepared exclusively for your benefit and internal use in order to indicate, on a preliminary basis, the feasibility of a possible transaction or transactions and does not carry any right of publication or disclosure to any other party. Any discussion of a possible transaction considered as a result of this report should be viewed solely in conjunction with all oral briefings provided by Crédit Agricole Securities (USA) Inc. and Crédit Agricole Corporate and Investment Bank (together with any affiliates, "Crédit Agricole CIB") related thereto and any additional written materials intended as a supplement hereto or thereto. The contents of this report are confidential and are the sole property of Crédit Agricole. You may not reproduce this clause or distribute this report to any third party other than the directors, employees and professional advisors of your company without the prior written consent of Crédit Agricole CIB.

The information in this report reflects prevailing conditions and our views as of this date, all of which are accordingly subject to change. In preparing this report, we have relied upon and assumed, without independent verification, the accuracy and completeness of all information available from public sources. The information in this report does not take into account the effects of a possible transaction or transactions involving an actual or potential change of control, which may have significant valuation and other effects. This report is furnished for discussion purposes only, and does not constitute an offer or solicitation to buy or sell securities or services, or advise to engage in a particular strategy. This does not purport to specify all of the terms and conditions of any transaction proposed herein. This is not intended to be, and should not be construed as, a commitment to provide financing or buy risks. Crédit Agricole CIB does not make hereby any representations or warranties as to the outcome, financial or otherwise, of any proposed transaction or strategy.

Crédit Agricole Corporate and Investment Bank is a worldwide commercial and investment banking organization. Any reference within this report to commercial banking in the United States refers to the U.S. banking branches of the Crédit Agricole CIB. Any reference within this report to investment banking, or the offering of securities, in the United States refers to Crédit Agricole Securities (USA) Inc., the broker-dealer affiliate and wholly owned subsidiary of Crédit Agricole CIB and a member of the Financial Industry Regulatory Authority (FINRA).

This report is a "commercial communication" as defined in article 6 of the Directive 2000/31/CE of 8 June 2000. For the avoidance of doubt, it is not a "communication à caractère promotionnel" within the meaning of the Règlement General AMF. It is provided for information purposes only. Nothing in this report should be considered to constitute investment, legal, accounting or taxation advice and you are advised to contact independent advisors in order to evaluate this report. It is not intended, and should not be considered, as an offer, invitation, solicitation or personal recommendation to buy, subscribe for or sell any of the financial instruments described herein, nor is it intended to form the basis for any credit, advice, personal recommendation or other evaluation with respect to such financial instruments and is intended for use only by those professional investors to whom it is made available by Crédit Agricole CIB. Crédit Agricole CIB does not act in a fiduciary capacity to you in respect of this report. Crédit Agricole CIB may at any time stop producing or updating this report. Not all strategies are appropriate at all times. Past performance is not necessarily a guide to future performance. The price, value of and income from any of the financial instruments mentioned in this report can fall as well as rise and you may make losses if you invest in them. Independent advice should be sought. In any case, investors are invited to make their own independent decision as to whether a financial instrument or whether investment in the financial instruments described herein is proper, suitable or appropriate based on their own judgement and upon the advice of any relevant advisors they have consulted. Crédit Agricole CIB has not taken any steps to ensure that any financial instruments referred to in this report are suitable for any investor. Crédit Agricole CIB will not treat recipients of this report as its customers by virtue of their receiving this report.

Crédit Agricole CIB, its directors, officers and employees may effect transactions (whether long or short) in the financial instruments described herein for their own accounts or for the account of others, may have positions relating to other financial instruments of the issuer thereof, or any of its affiliates, or may perform or seek to perform securities, investment banking or other services for such issuer or its affiliates. Crédit Agricole CIB may have issued, and may in the future issue, other reports that are inconsistent with, and reach different conclusions from, the information presented in this report. Crédit Agricole CIB is under no obligation to ensure that such other reports are brought to the attention of any recipient of this report. Crédit Agricole CIB has established a "Policy for Managing Conflicts of Interest in relation to Investment Research" which is available upon request. A summary of this Policy is published on the Crédit Agricole CIB website: <http://www.ca-cib.com/sitegenic/medias/DOC/91928/2011-politique-gestion-conflits-interets-ca-cib-va.pdf>. This Policy applies to its investment research activity. None of the material, nor its content, nor any copy of it, may be altered in any way, transmitted to, copied or distributed to any other party without the prior express written permission of Crédit Agricole CIB. To the extent permitted by applicable securities laws and regulations, Crédit Agricole CIB accepts no liability whatsoever for any direct or consequential loss arising from the use of this document or its contents.
